



PORT OF GUAM

ATURIDAT I PUETTON GUAHAN

Jose D. Leon Guerrero Commercial Port

1026 Cabras Highway, Suite 201, Piti, Guam 96925

Telephone: 671-477-5931/35 Facsimile: 671-477-2689/4445

Website: www.portguam.com



Eddie Baza Calvo
Governor of Guam

Ray Tenorio
Lieutenant Governor

APR 07 2015

The Honorable Judith T. Won Pat
Speaker
IMina Trentai Tres Na Liheslaturan Guahan
155 Hesler Street
Hagatna, Guam 96910

Dear Speaker Won Pat:

Hafa Adai!




Pursuant to Public Law 29-113, Chapter VII, Section 2, the attached report is for the month ending March 31, 2015 for the Port Authority of Guam. I hereby certify, to the best of my knowledge, that the enclosed FY2015 Staffing Patterns Report are accurate.

If you have any questions regarding this matter or need additional information, please feel free to call our office at 477-5931/5 extension 303 or 302.


Sincerely,


JOANNE M.S. BROWN
General Manager

Attachments

- Cc: Senator Tom Ada
- Public Auditor
- Deputy General Manager, *Operations* 
- Deputy General Manager, *Admin. & Finance* 
- Acting Financial Affairs Controller 

33-15-305
Office of the Speaker
Judith T. Won Pat, F.d. 11

Date: 04-07-15
Time: 11:30AM
Received By: 

0305

2015 APR -7 PM 1:55 

FY-2015
APPROVED STAFFING PATTERN
MARCH 31, 2015

		FY-2015															
Position Number	NAME	POSITION TITLE	Pay Grad	Grad Step	Hourly Rate	Annual Income	P C	RET-DB 0.30	RET-DC 0.30	RET-DDI 19.02	LIFE 6.83	MEDICARE 0.01	MEDICAL	DENTAL	TOTAL		
GENERAL MANAGER'S OFFICE (101)																	
1	100	BROWN, JOANNE M	General Manager	R	7B	\$ 62.91	130,861.00	Y		39,378.07	494.52	177.58	1,897.48	1,682.98	225.94	174,715.58	
1	113	PANGELINAN, FELIX R.	Deputy General Manager	Q	5D	\$ 51.99	108,138.00	Y		32,538.72	494.52	177.58	1,568.00	1,682.98	225.94	144,825.75	
1	564	SANTOS, FRANK B.	Program Coordinator IV	L	6B	\$ 28.95	60,215.00		18,118.69		177.58	873.12	2,400.84	225.94	82,011.17		
1	530	DUENAS, MARGRET N.	Administrative Services Officer	K	11A	\$ 29.19	60,715.20	Y		18,269.20	494.52	177.58	880.37	3,606.72	374.40	84,517.99	
1	500	VACANT	Deputy General Manager	Q	2D	\$ 46.14	95,967.00			28,876.47	494.52	177.58	1,391.52	1,682.98	225.94	128,816.01	
							455,896.20		18,118.69	119,060.47	1,978.08	887.90	6,610.49	11,056.50	1,278.16	614,886.50	
HARBOR MASTER (121)																	
1	301	YATAR, CHARLENE R.S.	Assistant Harbor Master	M	7B	\$ 32.68	67,965.00		20,450.67		177.58	985.49	2,400.84	225.94	92,205.52		
1	302	CRUZ, SONJA L.	Administrative Officer	I	9B	\$ 20.95	43,575.00		13,111.72		177.58	631.84	3,780.14	223.34	61,499.61		
1	313	CRUZ, PETER R.	Marine Traffic Controller	I	12B	\$ 23.61	49,108.80	Y		14,776.84	494.52	177.58	712.08	-	-	65,269.82	
1	316	AGUON, HELEN	Marine Traffic Controller	I	11D	\$ 23.14	48,131.20	Y		14,482.68	494.52	177.58	697.90	2,400.84	225.94	66,610.66	
1	317	PANGELINAN, VINCENT D.	Marine Traffic Controller	I	13C	\$ 24.81	51,606.00		15,528.25		177.58	748.29	-	-	68,060.11		
1	314	SABLAN, FRANK J.	Marine Traffic Controller	I	12B	\$ 23.61	49,108.80	Y		14,776.84	494.52	177.58	712.08	-	-	65,269.82	
1	315	SANDERS, ANTHONY Q.	Marine Traffic Controller	I	11D	\$ 23.14	48,131.20	Y		14,482.68	494.52	177.58	697.90	-	-	63,983.88	
1	9110	YBARRA-REYES, JOVONNE V.	Marine Traffic Controller	I	8C	\$ 20.33	42,293.00	Y		12,725.96	494.52	177.58	613.25	1,682.98	225.94	58,213.23	
1	312	QUINATA, JESSICA R.	Marine Traffic Controller	I	7B	\$ 19.35	40,241.00	Y		12,108.52	494.52	177.58	583.49	1,682.98	225.94	55,514.03	
1	320	CHARGUALAF, EDWARD Q.	Marine Traffic Controller	I	6B	\$ 18.59	38,671.00	Y		11,636.10	494.52	177.58	560.73	1,682.98	225.94	53,448.85	
1	311	TOVES, BENJAMIN A.	Marine Traffic Controller	I	6B	\$ 18.59	38,671.00	Y		11,636.10	494.52	177.58	560.73	1,682.98	225.94	53,448.85	
1	300	VACANT	Harbor Master	N	4A	\$ 32.73	68,079.00			49,090.63	106,625.72	3,956.16	1,953.38	7,503.78	15,313.74	1,578.98	703,524.39
PORT POLICE DIVISION (122)																	
1	400	AGUERO, DORIS C.	Port Police Chief	N	10C	\$ 42.39	88,180.00	Y		26,533.36	494.52	177.58	1,278.61	2,400.84	225.94	119,290.85	
1	103	AGUON, FRANCES C.	Administrative Officer	I	10C	\$ 22.02	45,798.00	Y		13,780.62	494.52	177.58	664.07	3,780.14	223.34	64,918.27	
1	2102	TAJERON, MARIE B.	Administrative Assistant	G	17A	\$ 21.94	45,645.00		13,734.58		177.58	661.85	3,780.14	223.34	64,222.49		
1	937	CRUZ, PAUL A.	Program Coordinator II	I	11A	\$ 22.46	46,718.00	Y		14,057.45	494.52	177.58	677.41	2,400.84	225.94	64,751.74	
1	710	LUJAN, FRANK V.	Program Coordinator II	I	10C	\$ 22.02	45,798.00	Y		13,780.62	494.52	177.58	664.07	2,400.84	225.94	63,541.57	
1	410	AGUON, FRANKIE C.	Port Police Supervisor	K	14C	\$ 33.55	69,784.00	Y		20,998.01	494.52	177.58	1,011.87	-	-	92,465.97	
1	413	CAMACHO JR., HIGINIO N.	Port Police Supervisor	K	15A	\$ 34.23	71,193.00	Y		21,421.97	494.52	177.58	1,032.30	3,780.14	223.34	98,322.85	
1	412	FLORES, JESSE B.	Port Police Supervisor	K	13A	\$ 31.61	65,748.80		19,783.81		177.58	953.36	6,516.90	374.40	93,554.85		
1	422	AGUON, JONATHAN L.	Port Police II	I	9D	\$ 21.37	44,449.60	Y		13,374.88	494.52	177.58	-	-	58,496.58		
1	460	CABRERA, ANGELA M.	Port Police II	I	9B	\$ 20.74	43,139.20	Y		12,980.59	494.52	177.58	-	2,400.84	225.94	59,418.67	
1	428	CARAYOAN, DANIEL B.	Port Police II	I	14A	\$ 25.31	52,643.00		15,840.28		177.58	763.32	-	-	69,424.18		
1	420	ESPLANA, DAVID B. Jr.	Port Police II	I	11A	\$ 22.46	46,718.00	Y		14,057.45	494.52	177.58	677.41	2,170.48	223.34	64,518.78	
1	2203	GABRIEL, ALBERT A.	Port Police II	I	10B	\$ 21.80	45,344.00	Y		13,644.01	494.52	177.58	2,170.48	223.34	62,053.93		
1	438	LASISTE, MICHAEL G.	Port Police II	I	10D	\$ 22.24	46,259.20	Y		13,919.39	494.52	177.58	670.76	2,400.84	225.94	64,148.23	
1	9215	QUICHOCHO-CRUZ, JOY R.	Port Police II	I	13A	\$ 24.32	50,589.00	Y		15,222.23	494.52	177.58	2,400.84	225.94	69,110.11		
1	421	QUINATA, BENNY M.	Port Police II	I	9D	\$ 21.37	44,451.00	Y		13,375.31	494.52	177.58	644.54	4,808.18	277.16	64,228.29	
1	426	REYES, THERESA R.	Port Police II	I	8D	\$ 20.54	42,723.20	Y		12,855.41	494.52	177.58	619.49	2,170.48	223.34	59,264.02	
1	452	SALAS, ERIC J.	Port Police II	I	12C	\$ 23.84	49,587.20		14,920.79		177.58	719.01	2,170.48	223.34	67,798.40		
1	454	SAN NICOLAS, FRANK J.	Port Police II	I	10D	\$ 22.24	46,256.00	Y		13,918.43	494.52	177.58	670.71	6,516.90	374.40	68,408.54	

FY-2015
APPROVED STAFFING PATTERN
MARCH 31, 2015

Position Number	NAME	POSITION TITLE	Pay Grad	Grad Step	FY-2015		P C	RET-DB 0.30	RET-DC 0.30	RET-DDI 19.02	LIFE 6.83	MEDICARE 0.01	MEDICAL	DENTAL	TOTAL		
					Hourly Rate	Annual Income											
1	429	SANCHEZ, JERRY D	I	13B	\$	24.56	51,095.00		15,374.49				177.58	740.88	2,170.48	223.34	69,781.76
1	458	SANDLIN, JAMES A.	I	10A	\$	21.58	44,895.00	Y		13,508.91	494.52	177.58	650.98	2,170.48	223.34	62,120.80	
1	439	QUENGA, JONATHAN J.	I	6D	\$	18.97	39,448.00	Y		11,869.90	494.52	177.58	572.00	2,400.84	225.94	55,188.78	
1	436	FRANQUEZ, MICHAEL A.P.	G	6B	\$	14.31	29,756.00	Y		8,953.58	494.52	177.58	431.46	1,682.98	225.94	41,722.06	
1	465	DUENAS, KEESHA ANN F.	G	6B	\$	14.31	29,756.00	Y		8,953.58	494.52	177.58	431.46	1,682.98	225.94	41,722.06	
1	455	LAITAN, RONALD E.	E	20A	\$	19.03	39,576.00	Y		11,908.42	494.52	177.58		6,516.90	374.40	59,047.82	
1	464	AKIMA, RODNEY F.	E	10C	\$	13.04	27,123.20	Y		8,161.37	494.52	177.58		6,516.90	374.40	43,241.26	
1	442	DUENAS, GERARD M.	E	14B	\$	15.13	31,470.40	Y		9,469.44	494.52	177.58				42,068.26	
1	456	TERLAJE, BRANDON C.	E	11B	\$	13.43	27,938.00	Y		8,406.54	494.52	177.58		405.10	2,400.84	225.94	40,048.53
1	435	HOCOG, ELTON JOHN O.	E	6A	\$	10.90	22,669.00	Y		6,821.10	494.52	177.58	328.70	1,682.98	225.94	32,399.82	
1	443	MOVIDA, DARYL M.	E	5A	\$	10.47	21,785.00	Y		6,555.11	494.52	177.58	315.88	1,682.98	225.94	31,237.01	
1	424	BALBAS, JAZZMIN J. G.	E	5A	\$	10.47	21,785.00	Y		6,555.11	494.52	177.58	315.88	1,682.98	225.94	31,237.01	
1	467	SANTOS, JERICHO B.	E	5A	\$	10.47	21,785.00	Y		6,555.11	494.52	177.58	315.88	1,682.98	225.94	31,237.01	
1	402	RABAGO, ROSE N.															
1	411	TAIMANGLO, JESSE C.															
1	468	VACANT	E	5A	\$	10.47	21,785.00										
1	432	VACANT	K	5D	\$	23.69	49,266.00			6,555.11	494.52	177.58	315.88	1,682.98	225.94	31,237.01	
1	433	VACANT	I	3C	\$	16.66	34,661.00										
1		NEW	E	5A	\$	10.47	21,785.00										
1		NEW	E	5A	\$	10.47	21,785.00										
1		NEW	E	5A	\$	10.47	21,785.00										
1		NEW	E	5A	\$	10.47	21,785.00										
1		NEW	E	5A	\$	10.47	21,785.00										
1		NEW	E	5A	\$	10.47	21,785.00										
1		NEW	E	5A	\$	10.47	21,785.00										
1		NEW	E	5A	\$	10.47	21,785.00										
1		NEW	E	5A	\$	10.47	21,785.00										
1		NEW	E	5A	\$	10.47	21,785.00										
							1,723,667.80		79,653.95	348,192.99	13,846.56	5,860.14	17,382.50	86,226.66	7,173.92	1,980,227.52	
47																	
		SAFETY DIVISION (123)															
1	354	SALAS, PAUL R.	J	13B	\$	28.00	58,248.00		17,526.82			177.58	844.60	1,682.98	225.94	78,705.92	
1	4227	CANOLETA, JOSHUA V.	E	5B	\$	10.58	22,003.00	Y		6,620.70	494.52	177.58	319.04	1,682.98	225.94	31,523.77	
1	358	SANTOS, JOHN T.	G	8A	\$	15.34	31,902.00	Y		9,599.31	494.52	177.58	462.58	1,682.98	225.94	44,544.91	
1	359	ACFALLE, VINCENT T.	G	4B	\$	13.21	27,479.00	Y		8,268.43	494.52	177.58	398.45	1,682.98	225.94	38,726.90	
1	350	VACANT	L	3B	\$	24.44	50,844.00										
1	1602	VACANT	I	2A	\$	15.70	32,653.00										
1	NEW	VACANT	I	2B	\$	15.86	32,979.00			9,923.38	494.52	177.58	478.20	1,682.98	225.94	45,961.60	
							256,108.00		17,526.82	34,411.83	1,978.08	887.90	2,502.86	8,414.90	1,129.70	239,463.09	
7																	
		PLANNING DIVISION (145)															
1	537	HARRIS, DOROTHY P.	N	12B	\$	45.45	94,540.00		28,447.09			177.58				123,164.67	
1	7105	PEREZ, DORA J.C.	L	12B	\$	34.97	72,746.00	Y		21,889.27	494.52	177.58	1,054.82			96,362.19	
1	107	JAVELLANA, III JOSE G.	L	13B	\$	36.39	75,700.00	Y		22,778.13	494.52	177.58	1,097.65			100,247.88	
1	102	LIZAMA-ACOSTA, DONNA A.	L	11B	\$	33.61	69,908.80	Y		21,035.56	494.52	177.58	1,013.68	3,606.72	374.40	96,611.26	

FY-2015
APPROVED STAFFING PATTERN
MARCH 31, 2015

Position Number	NAME	POSITION TITLE	Pay Grad	Grad Step	FY-2015		P C	RET-DB 0.30	RET-DC 0.30	RET-DDI 19.02	LIFE 6.83	MEDICARE 0.01	MEDICAL	DENTAL	TOTAL	
					Hourly Rate	Annual Income										
1	204	ROCIO, FREDERICK		L	8C	\$ 30.12	62,649.60	Y		18,851.26	494.52	177.58	908.42	2,170.48	223.34	86,475.20
1	931	PAULINO, HERMAN T.														
1	200	VACANT		L	2C	\$ 23.73	49,349.00									
							424,893.40		28,447.09	84,554.22	1,978.08	887.90	4,074.56	5,777.20	597.74	501,861.19
7																
		MARKETING/PIO OFFICE (150)														
1	541	PEREZ, PERRY A.		I	5D	\$ 18.23	37,909.00	Y		11,406.82	478.40	177.58	549.68	1,682.98	225.94	52,430.40
1	9001	VACANT		G	4C	\$ 13.34	27,754.00									
1	562	VACANT		N	2B	\$ 30.53	63,498.00									
1	563	VACANT		L	2C	\$ 23.73	49,349.00									
							178,510.00		-	11,406.82	478.40	177.58	549.68	1,682.98	225.94	52,430.40
4																
		OPERATIONS DEPARTMENT (300)														
1	3001	SANTOS, JOHN B.		O	13A	\$ 53.39	111,042.00		33,412.54			177.58		-	-	144,632.12
1	5001	UNTALAN, JENNIE C.		I	11B	\$ 22.69	47,195.20	Y		14,201.04	494.52	177.58	684.33	-	-	62,752.67
1	706	QUINTANILLA, KENNETH J.		G	12C	\$ 18.35	38,168.00		11,484.75			177.58	553.44	6,516.90	374.40	57,275.07
1	3005	BORJA, JUAN C.		K	11C	\$ 29.78	61,942.40	Y		18,638.47	494.52	177.58	898.16	-	-	82,151.13
1	3008	CASUPANG, RHRODA B.		I	5B	\$ 17.87	37,162.00	Y		11,182.05	494.52	177.58	538.85	3,606.72	374.40	53,536.11
1		NEW		N	9D	\$ 41.15	85,586.00			25,752.83	494.52	177.58	1,241.00	1,682.98	225.94	115,160.84
							381,095.60		44,897.29	69,774.38	1,978.08	1,065.48	3,915.78	11,806.60	974.74	515,507.94
6																
		STEVEDORE DIVISION (310)														
1	4000	PINAULA, SIMON S.		N	11D	\$ 44.56	92,684.80	Y		27,888.86	494.52	177.58	1,343.93	2,578.68	277.16	125,445.53
1	4002	QUINATA, CORRINA H. C.		G	13A	\$ 18.71	38,916.80	Y		11,710.07	494.52	177.58	564.29	2,170.48	223.34	54,257.08
1	4003	VACANT		I	2A	\$ 15.70	32,653.00			9,825.29	494.52	177.58	473.47	1,682.98	225.94	45,532.78
							164,254.60		-	49,424.21	1,483.56	532.74	2,381.69	6,432.14	726.44	225,235.38
3																
		CARGO HANDLING (312)														
1	4102	TOPASNA, JUNIOR D.N.		J	13C	\$ 28.28	58,831.00		17,702.25			177.58	853.05	-	-	77,563.88
1	4100	ALVAREZ, PATRICK E.		J	11A	\$ 25.61	53,259.00	Y		16,025.63	494.52	177.58	772.26	3,606.72	374.40	74,710.11
1	4105	BLAS, ANTHONY M.		J	12A	\$ 26.64	55,411.20		16,673.23			177.58	803.46	4,808.18	277.16	78,150.81
1	4104	BORJA, JOHN G.		J	12B	\$ 26.91	55,972.80	Y		16,842.22	494.52	177.58	2,400.84	2,400.84	225.94	76,113.90
1	4107	TOPASNA, REED K.S.		J	7A	\$ 21.84	45,420.00	Y		13,668.88	494.52	177.58	658.59	2,170.48	223.34	62,811.39
1	4108	MEEKS, ROBERT L.		J	6B	\$ 21.19	44,084.00	Y		13,264.88	494.52	177.58	639.22	-	-	58,660.19
1	4200	DYDASCO, RICHARD A.S.		H	15B	\$ 23.33	48,526.40		14,601.59			177.58	703.63	2,400.84	225.94	66,635.99
1	4205	MANGLONA, JOAQUIN T.		H	12B	\$ 20.71	43,076.80	Y		12,961.81	494.52	177.58	624.61	6,516.90	374.40	64,226.62
1	4201	SANTOS, GILBERT G.		H	12B	\$ 20.71	43,076.80	Y		12,961.81	494.52	177.58	624.61	-	-	57,335.32
1	4334	QUIDACHAY, GEORGE S.		H	10B	\$ 19.12	39,776.00	Y		11,968.60	494.52	177.58	576.75	-	-	52,993.45
1	4202	SANTOS, WALTER M.		H	12C	\$ 20.91	43,502.00	Y		13,089.75	494.52	177.58	630.78	-	-	57,894.63
1	4320	AGUIGUI, CHRISTOPHER J.		F	13C	\$ 16.75	34,833.00	Y		10,481.25	494.52	177.58	505.08	2,400.84	225.94	49,118.21
1	4340	ATALIG, JOSEPH Q.		F	15B	\$ 17.95	37,345.00	Y		11,237.11	494.52	177.58	541.50	-	-	49,795.71

FY-2015
APPROVED STAFFING PATTERN
MARCH 31, 2015

	Position Number	NAME	POSITION TITLE	Pay Grad	Grad Step	FY-2015		P	RET-DB	RET-DC	RET-DDI	LIFE	MEDICARE	MEDICAL	DENTAL	TOTAL
						Hourly Rate	Annual Income									
						0.30	0.30									
1	4329	BABAUTA, SAMMY Q.	Stevedore	F	12B	\$ 15.93	33,142.00	Y		9,972.43	494.52	177.58	480.56	2,400.84	225.94	46,893.87
1	4347	BENITO, CHRISTOPHER J.	Stevedore	F	11B	\$ 15.31	31,849.00	Y		9,583.36	494.52	177.58	461.81	1,682.98	225.94	44,475.19
1	4301	CEPEDA JR, FRANK V.A.	Stevedore	F	15C	\$ 18.13	37,710.40	Y		11,347.06	494.52	177.58	546.80	-	-	50,276.36
1	4304	CRUZ, BENNY G.	Stevedore	F	15B	\$ 17.95	37,345.00	Y		11,237.11	494.52	177.58	541.50	1,682.98	225.94	51,704.63
1	4346	DATUIN, NORBERTO G.	Stevedore	F	11A	\$ 15.16	31,533.00	Y		9,488.28	494.52	177.58	457.23	1,682.98	225.94	44,059.53
1	4317	DEFENSOR, ROMY C.	Stevedore	F	15B	\$ 17.95	37,345.00	Y		11,237.11	494.52	177.58	541.50	4,808.18	-	54,603.89
1	4513	FLORES, JESSE J.	Stevedore	F	13B	\$ 16.58	34,486.40	Y		10,376.96	494.52	177.58	500.05	4,808.18	277.16	51,120.85
1	4306	MESA, JOSEPH K.	Stevedore	F	14C	\$ 17.43	36,254.40	Y		10,908.95	494.52	177.58	525.69	-	-	48,361.14
1	4318	NAPUTI, ARTHUR A.	Stevedore	F	15C	\$ 18.13	37,710.40	Y		11,347.06	494.52	177.58	546.80	2,578.68	277.16	53,132.20
1	4311	PEREZ, CHAUNCY J.	Stevedore	F	15B	\$ 17.95	37,345.00	Y		11,237.11	494.52	177.58	541.50	2,400.84	225.94	52,422.49
1	4322	PINEDA, BENJAMIN B.	Stevedore	F	13B	\$ 16.58	34,486.40	Y		10,376.96	494.52	177.58	500.05	2,400.84	225.94	48,662.29
1	4336	QUINATA, JEFFREY J.	Stevedore	F	14D	\$ 17.60	36,608.00	Y		11,015.35	494.52	177.58	530.82	-	-	48,826.26
1	4309	ROBERTO, JOSEPH B.	Stevedore	F	15A	\$ 17.78	36,982.40	Y		11,128.00	494.52	177.58	536.24	2,400.84	225.94	51,945.53
1	4337	SALAS, CHRISTOPHER P.	Stevedore	F	15D	\$ 18.32	38,105.60	Y		11,465.98	494.52	177.58	552.53	-	-	50,796.21
1	4303	SANCHEZ, RUDY Q.	Stevedore	F	15A	\$ 17.78	36,982.40	Y		11,128.00	494.52	177.58	536.24	-	-	49,318.75
1	4315	SANCHEZ, THADDEUS J.N.	Stevedore	F	14B	\$ 17.25	35,880.00	Y		10,796.29	494.52	177.58	520.26	-	-	47,868.65
1	4328	TOPASNA, RENEE L.	Stevedore	F	14A	\$ 17.08	35,526.40	Y		10,689.89	494.52	177.58	515.13	2,400.84	225.94	50,030.31
1	4313	TAIANAO, DOMINIC D.A.	Stevedore	F	11C	\$ 15.46	32,167.00	Y		9,679.05	494.52	177.58	466.42	-	-	42,984.57
1	4222	QUIDACHAY, JOHN G.	Stevedore	F	16C	\$ 18.87	39,250.00	Y		11,810.33	494.52	177.58	569.13	4,808.18	277.16	57,386.89
1	4327	ESTEVES, BENNY JOHN C.	Stevedore	F	8C	\$ 13.72	28,547.00	Y		8,172.74	494.52	177.58	413.93	1,682.98	225.94	39,714.70
1	4343	SANTOS, KENNETH A.	Stevedore	F	9D	\$ 14.42	30,003.00	Y		8,172.74	494.52	177.58	435.04	1,682.98	225.94	41,191.81
1	4342	GUERRERO, PETERSON F.	Stevedore	F	8B	\$ 13.59	28,264.00	Y		8,504.64	494.52	177.58	409.83	1,682.98	225.94	39,759.49
1	4348	SALAS, PHILLIP A.	Stevedore	F	8D	\$ 13.86	28,832.00	Y		8,675.55	494.52	177.58	418.06	1,682.98	225.94	40,506.63
1	4307	GUERRERO, JEROME PETER P.	Stevedore	F	8D	\$ 13.86	28,832.00	Y		8,675.55	494.52	177.58	418.06	1,682.98	225.94	40,506.63
1	4326	SANCHEZ, JESSE G.	Stevedore	F	8D	\$ 13.86	28,832.00	Y		8,675.55	494.52	177.58	418.06	1,682.98	225.94	40,506.63
1	4332	ASANOMA, VINCENT J.	Winch Operator	G	14A	\$ 19.47	40,497.60	Y		12,185.73	494.52	177.58	587.22	3,780.14	223.34	57,946.12
1	4225	CABE JR, QUIRINO B.	Winch Operator	G	14A	\$ 19.47	40,507.00	Y		12,188.56	494.52	177.58	587.35	4,808.18	277.16	59,040.35
1	4228	CALIP, AMBROSE I.	Winch Operator	G	14C	\$ 19.87	41,321.00		12,433.49			177.58	599.15	1,682.98	225.94	56,440.14
1	4220	PEREDO, FRANKIE S.	Winch Operator	G	14C	\$ 19.87	41,329.60	Y		12,436.08	494.52	177.58	599.28	-	-	55,037.06
1	4325	QUIDACHAY, WILLIAM G.	Winch Operator	G	14A	\$ 19.47	40,507.00		12,188.56			177.58	587.35	3,606.72	374.40	57,441.61
1	4308	QUINATA, JESSE N.	Winch Operator	G	12D	\$ 18.53	38,542.40		11,597.41			177.58	558.86	6,516.90	374.40	57,767.55
1	4310	AGUON, JOSEPH J.	Winch Operator	G	13C	\$ 19.09	39,709.00	Y		11,948.44	494.52	177.58	575.78	-	-	52,905.32
1	4226	VACANT	Stevedore Leader	H	4D	\$ 15.36	31,956.00			9,615.56	494.52	177.58	463.36	1,682.98	225.94	44,615.94
1	4323	VACANT - CASUAL	Stevedore	F	7B	\$ 13.06	27,161.00			8,172.74	494.52	177.58	393.83	1,682.98	225.94	38,308.60
1	4316	VACANT - CASUAL	Stevedore	F	7B	\$ 13.06	27,161.00			8,172.74	494.52	177.58	393.83	1,682.98	225.94	38,308.60
1	NEW	VACANT - CASUAL	Stevedore	F	7B	\$ 13.06	13,580.50			4,086.37			196.92			17,863.79
1	NEW	VACANT - CASUAL	Stevedore	F	7B	\$ 13.06	13,580.50			4,086.37			196.92			17,863.79
1	NEW	VACANT - CASUAL	Stevedore	F	7B	\$ 13.06	13,580.50			4,086.37			196.92			17,863.79
1	NEW	VACANT - CASUAL	Stevedore	F	7B	\$ 13.06	13,580.50			4,086.37			196.92			17,863.79
1	NEW	VACANT - CASUAL	Stevedore	F	7B	\$ 13.06	13,580.50			4,086.37			196.92			17,863.79
1	NEW	VACANT - CASUAL	Stevedore	F	7B	\$ 13.06	13,580.50			4,086.37			196.92			17,863.79
1	NEW	VACANT - CASUAL	Stevedore	F	7B	\$ 13.06	13,580.50			4,086.37			196.92			17,863.79
1	NEW	VACANT - CASUAL	Stevedore	F	7B	\$ 13.06	13,580.50			4,086.37			196.92			17,863.79
1	NEW	VACANT - CASUAL	Stevedore	F	7B	\$ 13.06	13,580.50			4,086.37			196.92			17,863.79
1	NEW	VACANT - CASUAL	Stevedore	F	7B	\$ 13.06	13,580.50			4,086.37			196.92			17,863.79
1	NEW	VACANT - CASUAL	Stevedore	F	7B	\$ 13.06	13,580.50			4,086.37			196.92			17,863.79
1	NEW	VACANT - CASUAL	Stevedore	F	7B	\$ 13.06	13,580.50			4,086.37			196.92			17,863.79
							1,988,790.40		85,196.53	511,958.30	20,769.84	8,523.84	28,025.86	93,902.90	8,074.82	2,745,242.48
60																

FY-2015
APPROVED STAFFING PATTERN
MARCH 31, 2015

Position Number	NAME	POSITION TITLE	Pay Grad	Grad Step	FY-2015		P C	RET-DB 0.30	RET-DC 0.30	RET-DDI 19.02	LIFE 6.83	MEDICARE 0.01	MEDICAL	DENTAL	TOTAL	
					Hourly Rate	Annual Income										
RIGGING (313)																
1	4221	TORRES, STEVEN G.	Rigger Leader	H	17B	\$ 25.27	52,555.00		15,813.80			177.58	762.05	2,400.84	225.94	71,935.21
1	4402	PARR, BENNY J.	Rigger	G	14B	\$ 19.67	40,913.60		12,310.90			177.58	593.25	2,400.84	225.94	56,622.11
1	4406	TEDTAOTAO, PAUL M.	Rigger	G	13D	\$ 19.28	40,102.40	Y		12,066.81	494.52	177.58	581.48	4,808.18	277.16	58,508.14
1	4230	NAPUTI, DAVID	Rigger	G	11D	\$ 17.81	37,037.00	Y		11,144.43	494.52	177.58	537.04	-	-	49,390.57
1	4405	TEDTAOTAO, JEFFREY M.	Rigger	G	10C	\$ 18.94	35,240.00	Y		10,603.72	494.52	177.58	510.98	2,400.84	225.94	49,653.58
							205,848.00		28,124.70	33,814.96	1,483.56	887.90	2,984.80	12,010.70	954.98	286,109.60
5																
TERMINAL DIVISION (320)																
1	5000	ULLOA JR., JOSE A.	Terminal Superintendent	N	12C	\$ 45.91	95,492.80	Y		28,733.78	494.52	177.58	1,384.65	-	-	126,283.33
1	440	DRILON, JESSICA C.	Administrative Assistant	G	12C	\$ 18.35	38,160.00	Y		11,482.34	494.52	177.58	553.32	-	-	50,867.76
1	5100	CEPEDA, FRANK S.N.	Cargo Checker Supervisor	J	10D	\$ 25.35	52,728.00		15,865.86			177.58	764.56	2,400.84	-	71,936.83
1	5212	TAJALLE, JOSEPH C.	Cargo Checker Supervisor	J	12C	\$ 27.18	56,535.00	Y		17,011.38	494.52	177.58	819.76	-	-	75,038.24
1	5214	PRONOBLE, ANILO L.	Cargo Checker Leader	H	13C	\$ 21.76	45,268.00		13,621.14			177.58	656.39	4,808.18	277.16	64,808.45
1	5315	TUITUU, JOSHUA T.	Cargo Checker Leader	H	10A	\$ 18.93	39,382.00	Y		11,850.04	494.52	177.58	571.04	3,606.72	374.40	56,456.30
1	5337	SAN NICOLAS, PAULA A.	Cargo Checker Leader	H	11D	\$ 20.30	42,223.00	Y		12,704.90	494.52	177.58	612.23	2,400.84	225.94	58,839.01
1	5338	SANTOS, BRYAN A.L.	Cargo Checker Leader	H	8B	\$ 17.66	36,732.00	Y		11,052.66	494.52	177.58	532.61	-	-	48,989.37
1	5300	YOSHIDA, ANGELA M.A.	Cargo Checker	F	15B	\$ 17.95	37,336.00	Y		11,234.40	494.52	177.58	541.37	2,400.84	225.94	52,410.65
1	5313	BARCINAS, MICHAEL J.	Cargo Checker	F	12B	\$ 15.93	33,142.00	Y		9,972.43	494.52	177.58	480.56	1,682.98	225.94	46,176.01
1	5101	DUENAS, GEORGE S.	Cargo Checker	F	21C	\$ 23.02	47,891.00	Y		14,410.40	494.52	177.58	694.42	2,170.48	223.34	66,061.74
1	5309	GUERRERO, ADRIAN A.	Cargo Checker	F	14A	\$ 17.08	35,526.40	Y		10,689.89	494.52	177.58	515.13	3,780.14	223.34	51,407.01
1	5321	LEON GUERRERO, ANTONY B.	Cargo Checker	F	12A	\$ 15.78	32,814.00	Y		9,873.73	494.52	177.58	475.80	-	-	43,835.64
1	5303	MANIBUSAN, ANTHONY P.D.	Cargo Checker	F	12C	\$ 16.09	33,473.00	Y		10,072.03	494.52	177.58	485.36	-	-	44,702.48
1	5328	MANIBUSAN, FRANK C.	Cargo Checker	F	14B	\$ 17.25	35,880.00	Y		10,796.29	494.52	177.58	520.26	-	-	47,868.65
1	5218	MENO, THOMAS C.	Cargo Checker	F	10D	\$ 15.01	31,221.00	Y		9,394.40	494.52	177.58	452.70	2,400.84	225.94	44,366.98
1	5215	MESA, TRAVIS P.	Cargo Checker	F	12B	\$ 15.93	33,142.00	Y		9,972.43	494.52	177.58	480.56	1,682.98	225.94	46,176.01
1	5329	PALOMO, CRAIG-THOMAS D.	Cargo Checker	F	13C	\$ 16.75	34,840.00	Y		10,483.36	494.52	177.58	505.18	2,170.48	223.34	48,894.46
1	5306	PAULINO, BRADLEY S.	Cargo Checker	F	12B	\$ 15.93	33,142.00	Y		9,972.43	494.52	177.58	480.56	2,400.84	225.94	46,893.87
1	5216	QUINATA, LINA M.	Cargo Checker	F	17D	\$ 19.83	41,246.40		12,411.04			177.58		3,780.14	223.34	57,838.50
1	5314	RETUMBAN JR., EDGARDO T.	Cargo Checker	F	15A	\$ 17.78	36,982.40		11,128.00			177.58	536.24	2,400.84	225.94	51,451.01
1	5322	RETUMBAN, ALEJANDRO T.	Cargo Checker	F	15A	\$ 17.78	36,982.40	Y		11,128.00	494.52	177.58	536.24	6,516.90	374.40	56,210.05
1	5307	ROSARIO, JOHN P.	Cargo Checker	F	14C	\$ 17.43	36,254.40	Y		10,908.95	494.52	177.58	525.69	2,400.84	225.94	50,987.92
1	5311	SANCHEZ, MATTHEW Q.	Cargo Checker	F	13C	\$ 16.75	34,840.00	Y		10,483.36	494.52	177.58	505.18	1,682.98	225.94	48,409.56
1	5312	TAITANO, JULIAN A.	Cargo Checker	F	13C	\$ 16.75	34,840.00		10,483.36			177.58	505.18	2,400.84	225.94	48,632.90
1	5308	SANTOS, COLBY JOHN L.	Cargo Checker	F	10A	\$ 14.57	30,303.00	Y		9,118.17			439.39			39,860.57
1	5316	AGUERO, MELISSA F.	Cargo Checker	F	9A	\$ 14.00	29,121.00	Y		8,762.51			422.25			38,305.76
1	5310	FAUSTO, RANIE F.	Cargo Checker	F	8C	\$ 13.72	28,547.00	Y		8,589.79	494.52	177.58	413.93	1,682.98	225.94	40,131.74
1	5336	SAN NICOLAS, HENRY I.	Cargo Checker	F	7C	\$ 13.19	27,433.00	Y		8,254.59	494.52	177.58	397.78	1,682.98	225.94	38,666.39
1	5319	SAN NICOLAS, WAYNE D.	Planner Work Coordinator	I	10B	\$ 21.80	45,344.00	Y		13,644.01	494.52	177.58	657.49	1,682.98	225.94	62,226.52
1	5007	FLORES, JANICE H.	Planner Work Coordinator	I	7B	\$ 19.35	40,241.00	Y		12,108.52	494.52		583.49	2,400.84	225.94	56,054.31
1	5330	TOVES, VINCENT A.	Cargo Checker	F	7C	\$ 13.19	27,433.00	Y		8,254.59	494.52	177.58	397.78	1,682.98	225.94	38,666.39
1	5320	ONEDERA, FRANK M. JR.	Cargo Checker	F	7C	\$ 13.19	27,433.00	Y		8,254.59	494.52	177.58	397.78	1,682.98	225.94	38,666.39
1	5302	ROBERTO, COREY V.C.	Cargo Checker	F	7C	\$ 13.19	27,433.00			8,254.59	494.52	177.58	397.78	1,682.98	225.94	38,666.39
1	5200	QUICHOCHO, JESUS T.	Cargo Checker (LTD)													
1	5003	VACANT	Planner Work Coordinator	I	2A	\$ 15.70	32,653.00									

FY-2015
APPROVED STAFFING PATTERN
MARCH 31, 2015

Position Number	NAME	POSITION TITLE	Pay Grad	Grad Step	FY-2015			P C	RET-DB 0.30	RET-DC 0.30	RET-DDI 19.02	LIFE 6.83	MEDICARE 0.01	MEDICAL	DENTAL	TOTAL
					Hourly Rate	Annual Income										
1	5335	VACANT														
			F	7C	\$ 13.19	27,435.20										
1	5317	VACANT	F	7C	\$ 13.19	27,435.20			8,255.25	494.52		177.58	397.81	1,682.98	225.94	38,669.28
1	5301	VACANT	F	7C	\$ 13.19	27,435.20			8,255.25	494.52		177.58	397.81	1,682.98	225.94	38,669.28
						1,414,320.40		63,509.40	343,979.07	14,341.08		5,860.14	19,038.29	66,953.38	6,212.18	1,874,125.74
39																
		TRANSPORTATION(330)														
		Transportation Superintendent's Office														
1	6000	SANTOS, RAYMOND B	N	13D	\$ 48.25	100,360.00	Y		30,198.32	494.52		177.58	1,455.22	3,780.14	223.34	136,689.12
1	6007	CRUZ, JESUSA A.	G	11A	\$ 17.28	35,948.00	Y		10,816.75	494.52		177.58	521.25	-	-	47,958.10
1	6003	TAJERON, MICHAEL U.	K	16A	\$ 35.62	74,089.60		22,293.58				177.58	1,074.30	2,400.84	225.94	100,261.82
1	6008	CRUZ, FRANKIE R.J	K	10D	\$ 28.90	60,114.00		18,088.30				177.58	871.65	3,780.14	223.34	83,255.02
1	6201	BAMBA, JOSE P.	J	11C	\$ 26.12	54,329.00		16,347.60				177.58	787.77	1,682.98	225.94	73,550.87
1	6202	TENORIO, PETER S N	J	12C	\$ 27.18	56,534.40		17,011.20				177.58	819.75	2,400.84	225.94	77,169.71
1	6301	MENO, JOAQUIN R.	I	16D	\$ 28.24	58,739.20		17,674.63				177.58		4,808.18	277.16	81,676.75
1	6002	LEFEVER, MINA M.	I	5C	\$ 18.04	37,533.00	Y		11,293.68	494.52		177.58	544.23	1,682.98	225.94	51,951.93
1	6215	VACANT	I	4B	\$ 17.17	35,712.00			10,745.74	494.52		177.58	517.82	1,682.98	225.94	49,556.58
						513,359.20		\$ 91,415.29	\$ 63,054.50	1,978.08		1,598.22	6,591.99	22,219.08	1,853.54	702,069.89
9																
		CRANE OPERATOR (331)														
1	6217	BALAJADIA, DERRICK M.	I	13D	\$ 25.06	52,124.80		15,684.35				177.58	755.81	2,578.68	277.16	71,598.38
1	6230	BORDALLO III, ALFREDO T.	I	11C	\$ 22.91	47,652.80		14,338.73				177.58	690.97	6,516.90	374.40	69,751.37
1	6313	CLAROS, PATRICK Q.	I	14B	\$ 25.56	53,164.80	Y		15,997.29	494.52		177.58	770.89	1,682.98	225.94	72,514.00
1	6213	CONCEPCION, ANTHONY M.	I	12A	\$ 23.37	48,609.60	Y		14,626.63	494.52		177.58	704.84	6,516.90	374.40	71,504.47
1	6338	DIEGO, JESSE A.	I	9B	\$ 20.95	43,575.00		13,111.72				177.58	631.84	6,516.90	374.40	64,387.44
1	6222	LORENZO, PETER C.	I	13A	\$ 24.32	50,585.60		15,221.21				177.58	733.49	-	-	68,717.88
1	6227	MALAGA, EDWIN A.	I	15C	\$ 26.87	55,889.60		16,817.18				177.58	810.40	6,516.90	374.40	80,586.06
1	6312	NANGAUTA, JOSEPH J.	I	15A	\$ 26.34	54,787.20		16,485.47				177.58	794.41	-	-	72,244.86
1	6336	NAUTA, KENNETH C.	I	12D	\$ 24.08	50,086.40	Y		15,071.00	494.52		177.58	726.25	-	-	66,555.75
1	6200	QUICHOCHO, PETER T.	I	13C	\$ 24.81	51,604.80	Y		15,527.88	494.52		177.58	748.27	1,682.98	225.94	70,461.97
1	6218	TORRES, GERALD F.	I	13B	\$ 24.56	51,084.80		15,371.42				177.58	740.73	-	-	67,374.53
1	6224	TUDELA, ALBERT I.	I	12B	\$ 23.61	49,108.80		14,776.84				177.58	712.08	3,780.14	223.34	68,778.78
1	6229	YAMASTA, ANTHONY P.	I	12C	\$ 23.84	49,587.20	Y		14,920.79	494.52		177.58	719.01	4,808.18	277.16	70,984.44
1	6225	BABAUTA, GREGORIO L.	I	11D	\$ 23.14	48,134.00	Y		12,475.31	494.52		177.58	697.94	1,682.98	225.94	63,888.28
1	6219	FRANCISCO, ANTHONY R.	I	10D	\$ 22.24	46,256.00	Y		12,475.31	494.52		177.58	670.71	1,682.98	225.94	61,983.05
						752,251.40		121,806.91	101,094.22	3,461.64		2,663.70	10,907.65	43,966.52	3,179.02	1,039,331.05
15																
		EQUIPMENT OPERATOR SECTION (332)														
1	6226	CALIP, ALAN I.	H	14A	\$ 22.20	46,176.00	Y		11,966.67	494.52		177.58	669.55	-	-	59,484.32
1	6351	CRUZ, TED R.	H	14B	\$ 22.42	46,633.60	Y		14,032.05	494.52		177.58	676.19	6,516.90	374.40	68,905.24
1	6311	NEDEDOG, THEODORE T.	H	14B	\$ 22.42	46,633.60	Y		14,032.05	494.52		177.58	676.19	2,170.48	223.34	64,407.76
1	6314	ROBERTO, JR., DAVID S.	H	14C	\$ 22.65	47,112.00	Y		14,176.00	494.52		177.58	683.12	3,606.72	374.40	66,624.34
1	6315	SANCHEZ, KEVIN R.	H	14A	\$ 22.20	46,176.00		13,894.36				177.58	669.55	-	-	60,917.49
1	6349	TAYAMA, JOAQUIN L.G.	H	14A	\$ 22.20	46,176.00		13,894.36				177.58	669.55	2,400.84	225.94	63,544.27

FY-2015
APPROVED STAFFING PATTERN
MARCH 31, 2015

Position Number	NAME	POSITION TITLE	Pay		FY-2015		P	RET-DB	RET-DC	RET-DDI	LIFE	MEDICARE	MEDICAL	DENTAL	TOTAL
			Grad	Step	Hourly Rate	Annual Income									
								0.30	0.30	19.02	6.83	0.01			
	DISPATCHER'S SECTION (333)														
1	6111	BLAS, EUGENE F S	E	13B	\$ 14.54	30,243.20	Y		9,100.18	494.52	177.58	438.53	2,400.84	225.94	43,080.79
1	6112	PECINA JR, JORGE D	G	21B	\$ 25.99	54,055.00		16,265.15			177.58	783.80	3,606.72	374.40	75,262.65
1	6345	LEON GUERRERO, JOSEPH F.	E	16A	\$ 16.23	33,752.00	Y		10,155.98	494.52	177.58	489.40	3,606.72	374.40	49,050.60
						118,050.20		16,265.15	19,256.16	989.04	532.74	1,711.73	9,614.28	974.74	167,394.03
3															
	MAINTENANCE DIVISION														
	Maintenance Manager's Office (400)														
1	7000	CANDOLETA, ERNEST G.	O	14B	\$ 56.11	116,708.80		35,117.68			177.58		3,780.14	223.34	156,007.54
1	7005	PANGELINAN, JOAQUIN P	L	14B	\$ 37.87	78,773.00	Y		23,702.80	494.52	177.58	1,142.21	2,170.48	223.34	106,683.92
1	7003	BAGAFORO, EVELYN P.	I	7C	\$ 19.54	40,643.00		12,229.48			177.58	589.32	2,400.84	225.94	56,266.16
1	7004	LLANES, MARIA T.	G	11C	\$ 17.63	36,671.00	Y		11,034.30	494.52	177.58	531.73	1,682.98	225.94	50,818.05
1	8112	CRUZ, KATHERINE J S.	G	17C	\$ 22.39	46,562.00	Y		14,010.51	494.52	177.58	675.15	2,400.84	225.94	64,546.53
						319,357.80		47,347.16	48,747.61	1,483.56	887.90	2,938.41	12,435.28	1,124.50	434,322.21
5															
	EQUIPMENT MAINTENANCE (410)														
	Equipment Maintenance Superintendent's Office														
1	7002	JAVELOSA, JORGE R.	N	14A	\$ 48.73	101,358.40		30,498.74			177.58	1,469.70	-	-	133,504.42
						101,358.40		\$ 30,498.74	\$ -	-	177.58	1,469.70	-	-	133,504.42
1															
	CRANE MECHANIC SECTION (411)														
1	9100	YAP, JULIO D.	K	16C	\$ 36.33	75,566.40		22,737.93			177.58	1,095.71	3,606.72	374.40	103,558.74
1	9101	SONTILLANOSA, JULIETO A.	J	9D	\$ 24.36	50,674.00	Y		15,247.81	494.52	177.58	734.77	4,808.18	-	72,136.86
1	9107	AROMIN, GUS ALAN D.	I	12A	\$ 23.37	48,609.60	Y		14,626.63	494.52	177.58	704.84	1,682.98	225.94	66,522.09
1	9108	BELMES, FRANCISCO A.	I	12B	\$ 23.61	49,108.80	Y		14,776.84	494.52	177.58	712.08	4,808.18	-	70,078.00
1	9111	HATTIG, HERBERT G.	I	11C	\$ 22.91	47,652.80		14,338.73			177.58	690.97	6,516.90	374.40	69,751.37
1	9113	JARDELEZA, RENATO G.	I	9C	\$ 21.16	44,012.80	Y		13,243.45	494.52	177.58	638.19	3,780.14	223.34	62,570.02
1	9105	LAU, ROBERT D.	I	9A	\$ 20.74	43,139.20		12,980.59			177.58	625.52	2,400.84	225.94	59,549.66
1	9106	NIU, EFREN B.	I	10B	\$ 21.80	45,344.00	Y		13,644.01	494.52	177.58	657.49	1,682.98	225.94	62,226.52
1	9116	SEPULIA, BARTOLOME B.	I	9B	\$ 20.95	43,576.00	Y		13,112.02	494.52	177.58	631.85	2,400.84	-	60,392.81
1	9104	TOPASNA, PETER L.G.	I	11D	\$ 23.14	48,131.20		14,482.68			177.58	697.90	1,682.98	225.94	65,398.28
1	9114	JESUS, JESSIP M.	I	7B	\$ 19.35	40,241.00	Y		12,108.52	494.52	177.58	583.49	2,170.48	223.34	55,998.93
1	9103	PEREGRINO, ROMEO R.	I	3A	\$ 16.34	33,978.00	Y		10,223.98	494.52	177.58	492.68	1,682.98	225.94	47,275.68
1	9112	GUZMAN, DUKE S.N.	I	3A	\$ 16.34	33,978.00	Y		10,223.98	494.52	177.58	492.68	1,682.98	225.94	47,275.68
1	9117	RIVERA, MARK R.	D	7B	\$ 10.05	20,900.00	Y		6,288.81	494.52	177.58	303.05	2,400.84	225.94	30,790.74
						624,911.80		\$ 64,539.92	\$ 123,496.04	4,945.20	2,486.12	9,061.22	41,308.02	2,777.06	873,525.38
14															
	PREVENTIVE MAINTENANCE SECTION (412)														
1	9300	AFLAGUE, TERENCE R.	K	14A	\$ 32.89	68,411.20		20,584.93			177.58		1,682.98	225.94	91,082.63
1	9312	PIOLO, GEORGE E.	J	10B	\$ 24.85	51,688.00	Y		15,552.92	494.52	177.58	749.48	3,780.14	223.34	72,665.98

FY-2015
APPROVED STAFFING PATTERN
MARCH 31, 2015

Position Number	NAME	POSITION TITLE	Pay Grad	Grad Step	FY-2015		P C	RET-DB 0.30	RET-DC 0.30	RET-DDI 19.02	LIFE 6.83	MEDICARE 0.01	MEDICAL	DENTAL	TOTAL	
					Hourly Rate	Annual Income										
1	9303	TORRES, ALFRED J.	Preventive Maint. Mechanic Lead	J	11B	\$ 25.86	53,788.80		16,185.05		177.58	779.94	6,516.90	374.40	77,822.67	
1	9315	ETTLEMAN, CURTIS R.	Preventive Maint. Mechanic	I	11D	\$ 23.14	48,131.20	Y		14,482.68	177.58	697.90	2,400.84	225.94	68,610.66	
1	9314	FERNANDEZ, FRANK M.	Preventive Maint. Mechanic	I	10A	\$ 21.58	44,886.40	Y		13,506.32	177.58	650.85	3,606.72	374.40	63,696.79	
1	9304	FLORES, RICHARD P.	Preventive Maint. Mechanic	I	12A	\$ 23.37	48,609.60	Y		14,626.63	177.58	704.84	1,682.98	-	66,296.15	
1	8312	CANDOLETA, JUSTIN A.	Preventive Maint. Mechanic	I	4C	\$ 17.34	36,069.00	Y		10,853.16	177.58	523.00	2,578.68	277.16	50,973.10	
1	9316	GUERRERO, PETER F.	Preventive Maint. Mechanic	I	4C	\$ 17.34	36,069.00	Y		10,853.16	177.58	523.00	1,682.98	225.94	50,026.18	
1	9309	GUMATAOTAO, SHAUN R.	Preventive Maint. Mechanic	I	4C	\$ 17.34	36,069.00	Y		10,853.16	177.58	523.00	1,682.98	225.94	50,026.18	
1	9317	DATUIN, CHRISTOPHER D.	Preventive Maint. Mechanic	I	5A	\$ 16.34	33,978.00	Y		10,223.98	177.58	492.68	1,682.98	225.94	47,275.68	
1	9307	QUINATA, ROBERT D.	Preventive Maint. Mechanic	I	5A	\$ 16.34	33,978.00	Y		10,223.98	177.58	492.68	1,682.98	225.94	47,275.68	
1	9310	VACANT	Preventive Maint. Mechanic	I	5A	\$ 16.34	33,978.00			10,223.98	177.58	492.68	1,682.98	225.94	47,275.68	
1		VACANT	Preventive Maint. Mechanic	I	5A	\$ 16.34	33,978.00									
13							559,634.20		\$ 36,769.98	\$ 121,399.97	4,945.20	2,130.96	6,630.05	30,664.14	2,830.88	731,027.38
		FLEET MAINTENANCE SECTION (413)														
1	9200	NAPUTI, ANTHONY O.	Heavy Equip. Mech. Supervisor	K	7C	\$ 25.39	52,820.00	Y		15,893.54	177.58		2,578.68	-	71,964.32	
1	9201	LEON GUERRERO, JOHN J.	Heavy Equip. Mech. Leader	J	8D	\$ 23.41	48,697.00	Y		14,652.93	177.58	706.11	2,170.48	223.34	67,121.95	
1	9220	JARDELEZA, NESTOR G.	Heavy Equipment Mechanic II	I	7A	\$ 19.15	39,842.00	Y		11,988.46	177.58	577.71	2,170.48	223.34	55,474.09	
1	9209	ADONAY, WILFREDO B.	Heavy Equipment Mechanic II	I	9C	\$ 21.16	44,012.80	Y		13,243.45	177.58	638.19	3,780.14	223.34	62,570.02	
1	9208	FAASUAMALIE, IONATANA	Heavy Equipment Mechanic II	I	11B	\$ 22.69	47,195.20	Y		14,201.04	177.58	684.33	1,682.98	225.94	64,661.59	
1	9212	FLORES, ROY P.C.	Heavy Equipment Mechanic II	I	11B	\$ 22.69	47,195.20	Y		14,201.04	177.58	684.33	3,606.72	374.40	66,733.79	
1	9216	HUDSON, WILLIAM M.	Heavy Equipment Mechanic II	I	12A	\$ 23.37	48,609.60		14,626.63		177.58	704.84	2,578.68	277.16	66,974.49	
1	9203	JAVIER, FLORIANO O. JR.	Heavy Equipment Mechanic I	G	9A	\$ 15.96	33,198.00	Y		9,989.28	177.58	481.37	1,682.98	-	46,023.73	
1	9109	VACANT	Heavy Equipment Mechanic II	I	3A	\$ 16.34	33,978.00			10,223.98	177.58	492.68	1,682.98	225.94	47,275.68	
9							395,547.80		\$ 14,626.63	\$ 104,393.70	3,956.16	1,598.22	4,969.55	21,934.12	1,773.46	548,799.65
		WELDER SECTION (414)														
1	9400	TEDTAOTAO, JOSE M.	Welder Supervisor	K	14B	\$ 33.22	69,097.60	Y		20,791.47	177.58	1,001.92	-	-	91,563.08	
1	9401	TAITANO, MICHAEL J.	Welder Leader	J	14B	\$ 29.14	60,611.20		18,237.91		177.58		1,682.98	225.94	80,935.61	
1	9308	AQUAI, EARL T.L.	Welder II	I	12A	\$ 23.37	48,609.60	Y		14,626.63	177.58	704.84	6,516.90	374.40	71,504.47	
1	9313	AROMIN, RAY D.	Welder II	I	11C	\$ 22.91	47,652.80	Y		14,338.73	177.58	690.97	6,516.90	374.40	70,245.89	
1	9406	DUENAS, DAVID D.	Welder II	I	12A	\$ 23.37	48,609.60	Y		14,626.63	177.58	704.84	-	-	64,613.17	
1	9410	FEJERAN, PETE JR. Q.	Welder II	I	9C	\$ 21.16	44,012.80	Y		13,243.45	177.58	638.19	-	-	58,566.54	
1	9409	MENDIOLA, JESSE C.	Welder II	I	12A	\$ 23.37	48,609.60	Y		14,626.63	177.58	704.84	1,682.98	225.94	66,522.09	
1	9402	MENDIOLA, ROY C.	Welder II	I	17B	\$ 28.80	59,904.00		18,025.11		177.58		3,780.14	223.34	82,110.17	
1	3191	BLAS, KILO R.	Trades Helper	D	2C	\$ 8.32	17,300.00	Y		5,205.57	177.58	250.85	1,682.98	225.94	25,337.44	
9							444,407.20		\$ 36,263.02	\$ 97,459.10	3,461.64	1,598.22	4,696.43	21,862.88	1,649.96	611,398.46
		FACILITY MAINTENANCE DIVISION														
		Building Maintenance Superintendent's Office (420)														
1	8001	AFLAGUE, ALEXANDER J.	Facilities Superintendant	N	3D	\$ 32.41	67,405.00			20,282.16	177.58	977.37	2,170.48	223.34	91,730.46	
1							67,405.00		\$ -	\$ 20,282.16	177.58	977.37	2,170.48	223.34	91,730.46	

FY-2015
APPROVED STAFFING PATTERN
MARCH 31, 2015

Position Number	NAME	POSITION TITLE	Pay Grad	Grad Step	FY-2015		P C	RET-DB 0.30	RET-DC 0.30	RET-DDI 19.02	LIFE 6.83	MEDICARE 0.01	MEDICAL	DENTAL	TOTAL	
					Hourly Rate	Annual Income										
BUILDING MAINTENANCE SECTION (421)																
1	8300	MUNOZ, RAYMOND C	Building Maintenance Supervisor	K	13C	\$ 32.24	67,067.00	Y		20,180.46	494.52	177.58	972.47	1,682.98	225.94	90,800.95
1	8302	TAITANO, DAVID C	Building Maintenance Leader	I	14C	\$ 25.82	53,705.60		16,160.02			177.58	778.73	2,400.84	225.94	73,448.71
1	8311	MARQUEZ, FELICIANO F.	Plumber II	H	12A	\$ 20.50	42,640.00		12,830.38			177.58		2,400.84	-	58,048.80
1	8313	PEREZ, MELCHOR B.D.	Plumber II	H	12B	\$ 20.71	43,076.80	Y		12,961.81	494.52	177.58	624.61	-	-	57,335.32
1	8327	TASS, JOHN E	Plumber II	H	8D	\$ 18.01	37,470.00		11,274.72				543.31	3,780.14	223.34	53,291.52
1	8316	TIRADOR, LEO D.	Painter II	G	10C	\$ 16.94	35,240.00	Y		10,603.72	494.52	177.58	510.98	-	-	47,026.80
1	9405	DIAZ, LUIS M.	Carpenter II	H	5C	\$ 15.83	32,924.00	Y		9,906.83	494.52	177.58	477.40	1,682.98	225.94	45,889.25
1	8318	LAGARAS, VESTER G	Carpenter I	G	4B	\$ 13.21	27,479.00	Y		8,268.43	494.52	177.58	398.45	1,682.98	225.94	38,726.90
1	8325	TAITANO, CHRISTOPHER J.C.	Painter I	E	4C	\$ 10.27	21,356.00	Y		6,426.02	494.52	177.58	309.66	1,682.98	225.94	30,672.70
1	8304	VACANT	Building Maintenance Leader	I	3B	\$ 16.50	34,318.00			10,326.29	494.52	177.58	497.61	1,682.98	225.94	47,722.92
1	8326	VACANT	Carpenter II	H	3A	\$ 14.33	29,806.00									
1	8305	VACANT	Carpenter I	G	3B	\$ 12.70	26,407.00									
1	8308	VACANT	Carpenter I	G	3B	\$ 12.70	26,407.00									
							477,896.40		\$ 40,265.11	\$ 78,673.55	3,461.64	1,598.22	5,113.23	16,996.72	1,578.98	542,963.86
13																
JANITORIAL SERVICES SECTION (422)																
1	8200	CRUZ, TANYA A.	Maintenance Custodian Leader	D	4C	\$ 9.01	18,733.00	Y		5,636.76	494.52	177.58	271.63	1,682.98	225.94	27,222.41
1	8202	CRUZ, LORENZO S.	Maintenance Custodian	C	19B	\$ 14.21	29,557.00	Y		8,893.70	494.52	177.58	428.58	2,400.84	-	41,952.22
1	8204	TORRES, SYLVESTRE S.	Maintenance Custodian	C	13B	\$ 11.19	23,278.00	Y		7,004.35	494.52	177.58	337.53	3,606.72	225.94	35,124.64
1	8310	DRILON, WILLIAM D	Maintenance Custodian	C	5D	\$ 8.30	17,271.00	Y		5,196.84	494.52	177.58	250.43	1,682.98	225.94	25,299.29
1	8211	TAITAGUE, KIRK S.	Maintenance Custodian	C	5D	\$ 8.30	17,271.00	Y		5,196.84	494.52	177.58	250.43	1,682.98	225.94	25,299.29
1	8209	PEREZ, JACQUELINE Q.	Maintenance Custodian	C	5D	\$ 8.30	17,271.00	Y		5,196.84	494.52	177.58	250.43	1,682.98	225.94	25,299.29
1	4314	EAY, ROY JR.	Maintenance Custodian	C	5D	\$ 8.30	17,271.00	Y		5,196.84	494.52	177.58	250.43	1,682.98	225.94	25,299.29
1	8210	TAJALLE, MELVIN JR.	Maintenance Custodian	C	5D	\$ 8.30	17,271.00	Y		5,196.84	494.52	177.58	250.43	1,682.98	225.94	25,299.29
1	8212	VACANT	Maintenance Custodian	C	4C	\$ 8.30	17,271.00			5,196.84	494.52	177.58	250.43	1,682.98	225.94	25,299.29
1		NEW	Maintenance Custodian	C	4C	\$ 8.30	17,271.00									
1		NEW	Maintenance Custodian	C	4C	\$ 8.30	17,271.00									
							209,736.00		\$ -	\$ 52,715.87	4,450.68	1,598.22	2,540.31	17,788.42	1,807.52	256,095.03
11																
ELECTRICAL/REFRIGERATION SECTION (423)																
1	8100	CAMACHO, KENNETH N.	Electrician Supervisor	K	12D	\$ 31.30	65,095.00		19,587.09			177.58	943.88	6,516.90	374.40	92,694.84
1	8124	CRUZ, RONNIE J.	Electrician Leader	J	10C	\$ 25.10	52,209.00		15,709.69			177.58	757.03	-	-	68,853.30
1	8111	SAN MIGUEL, JOSEPH F.	Electrician II	I	10C	\$ 22.02	45,798.00	Y		13,780.62	494.52	177.58	664.07	2,400.84	-	63,315.63
1	8307	MENDIOLA, JASON C.	Electrician II	I	7A	\$ 19.15	39,842.00	Y		11,988.46	494.52	177.58	577.71	1,682.98	225.94	54,989.19
1	8125	DIEGO, THOMAS JESSE M.	Refrigeration Mechanic II	I	4C	\$ 17.34	36,069.00	Y		10,853.16	494.52	177.58	523.00	2,400.84	225.94	50,744.04
1	8128	MUNOZ, ROQUE R.	Electrician I	G	4B	\$ 13.21	27,479.00	Y		8,268.43	494.52	177.58	398.45	1,682.98	225.94	38,726.90
1	8129	SANTOS, HENRY M.	Electrician I	G	4B	\$ 13.21	27,479.00			8,268.43	494.52	177.58	398.45	1,682.98	225.94	38,726.90
1	8126	VACANT	Refrigeration Mechanic I	G	2C	\$ 12.32	25,630.00	Y		7,712.07	494.52	177.58	371.64	1,682.98	225.94	36,294.72
1	8121	VACANT	Refrigeration Mechanic I	G	2C	\$ 12.32	25,630.00	Y		7,712.07	494.52	177.58	371.64	1,682.98	225.94	36,294.72
1		NEW	Electrician I	G	4B	\$ 13.21	27,479.00									
							372,710.00		\$ 35,296.77	\$ 68,583.23	3,461.64	1,598.22	5,005.85	19,733.48	1,730.04	480,640.24
10																

FY-2015
APPROVED STAFFING PATTERN
MARCH 31, 2015

Position Number	NAME	POSITION TITLE	Pay Grad	Grad Step	FY-2015		P C	RET-DB 0.30	RET-DC 0.30	RET-DDI 19.02	LIFE 6.83	MEDICARE 0.01	MEDICAL	DENTAL	TOTAL	
					Hourly Rate	Annual Income										
MAINTENANCE CONTROL SECTION (430)																
1	7107	QUENGA, SHANNON T.	Maintenance Planner	K	6C	\$ 24.40	50,759.00	Y		15,273.38	494.52	177.58	736.01	3,780.14	223.34	71,443.97
1	7100	OKAZAKI, FRANCISCO C.	Planner Work Coordinator	I	10C	\$ 22.02	45,801.60	Y		13,781.70	494.52	177.58	664.12	-	-	60,919.52
1	8114	CALVO, KENNETH L.	Planner-Work Coordinator	I	5A	\$ 17.69	36,794.00	Y		11,071.31	494.52	177.58	533.51	2,400.84	225.94	51,697.71
1	8201	VACANT	Maintenance Planner	J	3B	\$ 18.81	39,123.00									
4							172,477.60		-	40,126.40	1,483.56	532.74	1,933.64	6,180.98	449.28	184,061.20
CORPORATE SERVICES (600)																
1	8308	WUSSTIG-PEREZ, BETTY ANN	Administrative Assistant	G	9A	\$ 15.96	33,196.00		9,989.28			177.58	481.37	1,682.98	225.94	45,755.15
1	600	VACANT	Corporate Services Manager	P	2B	\$ 39.67	82,522.00									
2							115,720.00		\$ 9,989.28	\$ -	\$ -	\$ 177.58	\$ 481.37	\$ 1,682.98	\$ 225.94	\$ 45,755.15
GENERAL ADMINISTRATION (610)																
1	601	MAFNAS, ANTOINETTE M.	Administrative Services Officer	K	9C	\$ 27.50	57,196.00		17,210.28			177.58	829.34	3,780.14	223.34	79,416.68
1	540	AYUYU, RONALD A.	Program Coordinator II	I	5D	\$ 18.23	37,909.00	Y		11,406.82	494.52	177.58	549.68	6,516.90	374.40	57,428.90
1	620	PATTERSON, TROY S.	Clerk III	C	7C	\$ 8.90	18,516.00	Y		5,571.46	494.52	177.58	268.48	1,682.98	225.94	26,936.97
1	6001	ECLAVEA, EDNA M.	Clerk III	C	7C	\$ 8.90	18,516.00	Y		5,571.46	494.52	177.58	268.48	1,682.98	225.94	26,936.97
1	8203	LUMANOG, NINIA M.G.	Clerk III	C	5D	\$ 8.30	17,271.00	Y		5,196.84	494.52	177.58	250.43	1,682.98	225.94	25,299.29
1	621	VACANT	Clerk III	C	4B	\$ 7.82	16,270.00									
6							165,678.00		\$ 17,210.28	\$ 27,746.59	1,978.08	887.90	2,166.42	15,345.98	1,275.56	216,018.80
HUMAN RESOURCES (620)																
1	803	NEDEDOG, CARMELITA C.	Personnel Specialist III	J	12B	\$ 26.91	55,976.00	Y		16,843.18	494.52	177.58	811.65	1,682.98	225.94	76,211.85
1	104	CEPEDA, SHAWN B.	Personnel Specialist II	I	12C	\$ 23.84	49,587.20	Y		14,920.79	494.52	177.58	719.01	2,170.48	223.34	68,292.92
1	808	CASTRO, EVANGELINE O.	Personnel Assistant	E	13C	\$ 14.69	30,555.20	Y		9,194.06	494.52	177.58	443.05	1,682.98	223.34	42,770.73
1	627	JENKINS, ARIELL A.V.	Clerk III	C	7D	\$ 8.99	18,702.00	Y		5,627.43	494.52	177.58	271.18	2,400.84	225.94	27,899.49
1	539	VACANT	Personnel Specialist IV	L	2C	\$ 23.73	49,349.00			14,849.11	494.52	177.58	715.56	2,170.48	223.34	67,979.59
1	800	VACANT	Personnel Services Administrat	N	2C	\$ 30.83	64,133.00									
1	807	VACANT	Personnel Specialist IV	L	2C	\$ 23.73	49,349.00									
7							317,651.40		\$ -	\$ 61,434.57	2,472.60	887.90	2,960.46	10,107.76	1,121.90	283,154.59
PROCUREMENT/SUPPLY DIVISION (630) (631)																
1	2000	JAVIER, ALMA B.	Procurement & Supply Manager	N	9D	\$ 41.15	85,586.00		25,752.83			177.58		2,170.48	374.40	114,061.29
1	2103	NEDEDOG, EDA LOUISE T.	Buyer II	G	8C	\$ 15.65	32,543.00	Y		9,792.19	494.52	177.58	471.87	6,516.90	374.40	50,370.46
1	2003	CASTRO, PIA A.	Administrative Assistant	G	7D	\$ 15.19	31,586.00	Y		9,504.23	494.52	177.58	458.00	3,606.72	374.40	46,201.44
1	2004	VACANT	Contract Management Administrat	L	5C	\$ 26.73	55,607.00			17,068.55	494.52	177.58	806.30	1,682.98	225.94	76,062.87
1	2104	VACANT	Buyer II	G	4A	\$ 13.08	27,207.00									
5							232,529.00		\$ 25,752.83	\$ 36,364.97	1,483.56	710.32	1,736.17	13,977.08	1,349.14	286,696.07

FY-2015
APPROVED STAFFING PATTERN
MARCH 31, 2015

Position Number	NAME	POSITION TITLE	Pay Grad	Grad Step	FY-2015		P C	RET-DB 0.30	RET-DC 0.30	RET-DDI 19.02	LIFE 6.83	MEDICARE 0.01	MEDICAL	DENTAL	TOTAL		
					Hourly Rate	Annual Income											
SUPPLY SECTION (632)																	
1	2005	SABLAN, ANNIE L G	Inventory Management Administra	L	8D	\$ 30.43	63,286.00		17,585.80				177.58	917.65	1,682.98	225.94	83,875.95
1	2200	DUENAS, GILBERT S	Supply Supervisor	I	8D	\$ 20.54	42,716.00	Y		12,853.24	494.52	177.58	619.38	6,516.90	374.40	63,752.03	
1	2201	CASTRO JR., PETE M.	Supply Technician II	E	14B	\$ 15.14	31,481.00	Y		9,472.63	494.52	177.58	456.47	3,606.72	374.40	46,083.33	
1	626	CRUZ, JOSEPH P.	Clerk III	C	21B	\$ 15.39	32,005.00	Y		9,630.30	494.52	177.58	464.07	1,682.98	-	44,454.46	
1	2202	VACANT	Supply Technician II	E	4B	\$ 10.17	21,144.00										
							190,632.00		\$ 17,585.80	\$ 31,956.18	1,483.56	710.32	2,457.58	13,489.58	974.74	238,145.76	
5																	
ENGINEERING DIVISION (640)																	
1	581	DELOS SANTOS, SIMEON S.	Engineer Manager	O	13B	\$ 53.92	112,152.00		33,746.54			177.58	1,626.20	1,682.98	225.94	149,611.24	
1	587	MANGUBAT, RUDEL J.	Engineer III	L	11D	\$ 34.28	71,312.00		21,457.78			177.58	1,034.02	6,516.90	374.40	100,872.68	
1	8120	CONDE, ENRIQUE S.	Engineer II	K	10A	\$ 28.05	58,346.00		17,556.31			177.58	846.02	3,606.72	-	80,532.63	
1	166	DUENAS, VICTOR Q.	Administrative Aide	E	11A	\$ 13.30	27,661.00	Y		8,323.19	494.52	177.58	401.08	1,682.98	225.94	38,966.30	
1		NEW	Engineer Technician II	H	4B	\$ 15.06	31,326.00										
							300,797.00		\$ 72,760.63	\$ 8,323.19	494.52	710.32	3,907.33	13,489.58	826.28	369,982.85	
5																	
COMMERCIAL DIVISION (650)																	
1	700	NELSON, GLENN B.	Commercial Manager	N	11B	\$ 43.68	90,851.00	Y		27,337.07	494.52	177.58	1,317.34	3,780.14	223.34	124,180.99	
1	623	LEON GUERRERO, JOHN L.	Commercial Specialist I	J	8B	\$ 22.95	47,737.00	Y		14,364.06	494.52	177.58	692.19	-	-	63,465.35	
1	702	BLAZ, PETER E.	Commercial Specialist I	J	9B	\$ 23.88	49,675.00	Y		14,947.21	494.52	177.58	720.29	-	-	66,014.59	
1	703	CARBULLIDO, RITA B.	Commercial Specialist I	J	8B	\$ 22.95	47,737.00	Y		14,364.06	494.52	177.58		2,170.48	223.34	65,166.98	
1	714	VACANT	Commercial Specialist II	J	8B	\$ 22.95	47,737.00										
1	7106	VACANT	Commercial Specialist I	I	2B	\$ 15.86	32,979.00										
							316,716.00		\$ -	\$ 71,012.40	1,978.08	710.32	2,729.81	5,950.62	446.68	318,827.91	
6																	
INFORMATION TECHNOLOGY DIVISION (670)																	
1	943	JENKINS, CAROL V.	Administrative Assistant	G	16C	\$ 21.51	44,740.80		13,462.51			177.58	648.74	2,400.84	225.94	61,656.41	
1	1001	PEREZ, DENNIS J.	Systems Programmer	L	10C	\$ 32.62	67,851.00	Y		20,416.37	494.52	177.58	983.84	2,400.84	-	92,324.15	
1	1005	BONTO, ARDEN B.	Systems Programmer	L	11B	\$ 33.61	69,908.80	Y		21,035.56	494.52	177.58	1,013.66	2,170.48	223.34	95,023.96	
1	1003	BLAS, DORIS G.	Computer Operator III	I	12D	\$ 24.08	50,086.40		15,071.00			177.58	726.25	1,682.98	-	67,744.21	
1	1006	YATAR, ANTHONY J. S.	Computer Operator Specialist	J	10B	\$ 24.85	51,692.00	Y		15,554.12	494.52	177.58	749.53	3,780.14	223.34	72,671.24	
1	1002	VACANT	Systems Manager	N	2D	\$ 31.14	64,775.00			19,490.80	494.52	177.58	939.24	1,682.98	225.94	87,786.05	
1		NEW	Programmer Analyst	I	5A	\$ 17.69	36,794.00										
							385,848.00		\$ 28,533.50	\$ 76,496.84	1,978.08	1,065.48	5,061.28	14,118.26	898.56	477,206.01	
7																	
FINANCE DIVISION																	
Controller's Office (675)																	
1	910	CRUZ, JACQUELINE A.	Administrative Assistant	G	12A	\$ 17.98	37,398.40	Y		11,253.18	494.52	177.58	542.28	1,682.98	225.94	51,774.88	
1	902	CONWAY, JOANN B.	General Accounting Supervisor	M	11C	\$ 38.70	80,491.00	Y		24,219.74	494.52	177.58	1,167.12	-	-	106,549.96	
1	905	VACANT	Financial Affairs Controller	N	3B	\$ 31.77	66,077.00										

FY-2015
APPROVED STAFFING PATTERN
MARCH 31, 2015

Position Number	NAME	POSITION TITLE	Pay Grad	Grad Step	FY-2015		P C	RET-DB 0.30	RET-DC 0.30	RET-DDI 19.02	LIFE 6.83	MEDICARE 0.01	MEDICAL	DENTAL	TOTAL	
					Hourly Rate	Annual Income										
1	940	VACANT	E	4B	\$ 10.17	21,144.00										
4						205,110.40		-	35,472.92	989.04	355.16	1,709.40	1,682.98	225.94	158,324.84	
		BUDGET OFFICE (140)														
1	532	BAMBA, VINCENT C.	J	8C	\$ 23.18	48,214.00	Y		14,507.59	494.52	177.58	699.10	2,400.84	225.94	66,719.58	
1						48,214.00		\$ -	\$ 14,507.59	494.52	177.58	699.10	2,400.84	225.94	66,719.58	
		REVENUE ACCOUNTING SECTION (681)														
1	950	LEON GUERRERO, JENNIFER A.	I	8A	\$ 19.93	41,460.00	Y		12,475.31	494.52	177.58	601.17	1,682.98	225.94	57,117.50	
1	4305	AFLAGUE, PETER G.	E	18C	\$ 17.92	37,273.60		11,215.63			177.58	540.47	1,682.98	-	50,890.25	
1	945	BERMUDES, JASON J.	E	16D	\$ 16.72	34,777.60	Y		10,464.58	494.52	177.58	504.28	1,682.98	225.94	48,327.48	
1	957	SIATAN, JULIE AIDA Y.	E	4D	\$ 10.37	21,569.00	Y		6,490.11	494.52	177.58	312.75	1,682.98	225.94	30,952.88	
1	961	TOPASNA, LORETTA LYNN T.	E	8B	\$ 11.92	24,793.00	Y		7,460.21	494.52	177.58	359.50	1,682.98	225.94	35,193.73	
1	1452	VACANT	L	2C	\$ 23.73	49,349.00			14,849.11	494.52	177.58	715.56	1,682.98	225.94	67,494.69	
1	958	VACANT	G	5A	\$ 13.61	28,312.00										
1	924	VACANT	J	4C	\$ 19.77	41,118.00										
8						278,652.20		11,215.63	51,739.33	2,472.60	1,065.48	3,033.72	10,097.88	1,129.70	289,976.54	
		EXPENSE ACCOUNTING SECTION (685)														
1	946	ULBENARIO, MIAMI E.	M	10A	\$ 36.45	75,826.00	Y		22,816.04	494.52	177.58	1,099.48	2,170.48	223.34	102,807.44	
1	942	LEON GUERRERO, CHRISTINA N.	J	6D	\$ 21.62	44,971.00	Y		13,531.77	494.52	177.58	652.08	2,170.48	223.34	62,220.77	
1	941	GARCIA, MARYJANE T.	J	10C	\$ 25.10	52,209.00	Y		15,709.69	494.52	177.58	757.03	-	-	69,347.82	
1	955	PAYUMO, VIRGINIA C.	F	13A	\$ 16.42	34,146.00	Y		10,274.53	494.52	177.58	495.12	1,682.98	225.94	47,496.67	
1	589	CORDERO, ESTEFANIE ANN C.	F	5B	\$ 12.06	25,083.00	Y		7,547.47	494.52	177.58	363.70	1,682.98	225.94	35,575.20	
1	4338	CRUZ, ASHLEY J.	F	6C	\$ 12.67	26,363.00	Y		7,932.63	494.52	177.58	382.26	2,400.84	225.94	37,976.77	
1	953	PECINA, GEORGE C.	F	17C	\$ 19.64	40,851.20		12,292.13			177.58	592.34	1,682.98	225.94	55,822.17	
1	954	MANGLONA, ANN T.														
1	962	VACANT	J	4C	\$ 19.77	41,118.00										
9						340,567.20		12,292.13	77,812.14	2,967.12	1,243.06	4,342.01	11,790.74	1,350.44	411,246.84	
430		Total Positions				17,553,072		1,213,958	3,600,106	136,471	61,620	216,132	775,592	68,143	22,096,731.15	